







Nursery Preparation Checklist

Flood



- Items on the checklist are general activities for production nurseries confronting a predicted riverine flood.
- As each nursery site is different, nursery owners/managers need to identify which of the listed activities are applicable to their site and assess site-specific needs to include in the preparation activities.

Area	Activity	Who?	Done <input checked="" type="checkbox"/>
	<ul style="list-style-type: none"> • Elevate low lying items in / near structures • Secure shed doors and shade houses • Make residence safe for family, pets 	<input type="text"/>	<input type="checkbox"/>
	<ul style="list-style-type: none"> • Identify and move valuable stock to safe high zone or off site, if time permits • Identify staff responsible for relocation of plants and stock after flood • Assess timing of irrigation, scheduled chemical and fungicidal treatments 	<input type="text"/>	<input type="checkbox"/>
	<ul style="list-style-type: none"> • Monitor automated sprinklers - assess scheduling for watering with anticipated excessive rainfall • Assess exposed pumps and watering infrastructure. Assess safety and need of moving pumps section line out of rivers, creeks • Check and isolate electrical boxes including turning off at mains box, if safe to do so 	<input type="text"/>	<input type="checkbox"/>
	<ul style="list-style-type: none"> • Elevate and secure all chemicals and dangerous goods • Elevate fertilizers to areas above expected flood areas • Move or cover growing media to avoid wash-out / contamination • Relocate pallets, wrapping, pots, bags to safe high zone 	<input type="text"/>	<input type="checkbox"/>
	<ul style="list-style-type: none"> • Move vehicles to a safe high zone. • Check and test back-up generator, ensure spare fuel is on site. • Turn off, safely store power and hand tools. 	<input type="text"/>	<input type="checkbox"/>
	<ul style="list-style-type: none"> • Prioritise at-risk zones, assess timing of deliveries, dispatch and production activity • Ensure staff have enough time to leave and get home safely • Back up and secure all PCs and electronic equipment. Secure critical business documents and nursery paperwork into waterproof, plastic containers • Ensure phones are fully charged and non-essential electrical points and equipment are turned off. • Check first aid kits. • Ensure family and pets are in a safe zone. 	<input type="text"/>	<input type="checkbox"/>

Characteristics of flood:



- Occurs after heavy rainfall.
- Flood warning is issued by the Bureau of Meteorology when flooding is above a threshold occurring or expected to occur at key locations across a catchment. Provides predictions for river heights at selected locations.
- Australian Rainfall and River Conditions
<http://www.bom.gov.au/australia/flood/index.shtml?ref=hdr>

General nursery preparation:

- Keep watch on www.bom.gov.au and your local Rain Radar. Listen to local radio forecasts and trustworthy social media sources.
- Have a written emergency plan. Allocate priority tasks. Exercise your emergency natural disaster plan. Keep staff, family and neighbours informed of your plans and potential for impact.
- Purchase a back-up generator.
- Identify priority at-risk areas, workflow and activity.
- Check and re-stock first aid kits.
- Conduct regular back-up of computer systems and duplicate essential documents into a safe storage location (eg. plastic boxes for hardcopies or hard drive discs). Charge phones, turn off non-essential electrical outlets.
- Identify a safe zone for staff, family and pets during an emergency.
- Keep staff, family and neighbours informed of your plans and potential for impact.

Pre-season preparation:

- Identify shade houses, structures at risk of flood.
- Assess gutters, clear debris from drainage channels to enable stormwater flow.
- Exercise your emergency natural disaster plan.
- Know your insurance cover for riverine flood damage.
- Check and test back-up generator.
- Purchase spare shade cloth and store in an elevated location.
- Make specific preparations related to your production cycle.

Notes

Disclaimer: Horticulture Innovation Australia Limited (Hort Innovation) makes no representations and expressly disclaims all warranties (to the extent permitted by law) about the accuracy, completeness, or currency of information in NY18008 Nursery Industry Natural Disaster Risk Mitigation & Recovery Plan project.

Reliance on any information provided by Hort Innovation is entirely at your own risk. Hort Innovation is not responsible for, and will not be liable for, any loss, damage, claim, expense, cost (including legal costs) or other liability arising in any way, including from any Hort Innovation or other person's negligence or otherwise from your use or non-use of NY18008 Nursery Industry Natural Disaster Risk Mitigation & Recovery Plan project, or from reliance on information contained in the material or that Hort Innovation provides to you by any other means.

Copyright © Horticulture Innovation Australia Limited 2020

Project NY18008 Nursery Industry Natural Disaster Risk Mitigation & Recovery Plan has been funded by Hort Innovation, using the Nursery Industry research and development levy and contributions from the Australian Government. Hort Innovation is the grower-owned, not-for-profit research and development corporation for Australian horticulture.

